



**University of
Sunderland**

Ghafir, Ibrahim, Prenosil, Vaclv, Hammoudeh, Mohammad, Baker, Thar, Jabbar, Sohail, Khalid, Shehzad and Jaf, Sardar (2018) BotDet: A System for Real Time Botnet Command and Control Traffic Detection. IEEE Access Open Access, 6 (1). pp. 38947-38958. ISSN 2169-3536

Downloaded from: <http://sure.sunderland.ac.uk/id/eprint/10451/>

Usage guidelines

Please refer to the usage guidelines at <http://sure.sunderland.ac.uk/policies.html> or alternatively contact sure@sunderland.ac.uk.

Received April 12, 2018, accepted May 26, 2018, date of publication June 13, 2018, date of current version July 30, 2018.

Digital Object Identifier 10.1109/ACCESS.2018.2846740

BotDet: A System for Real Time Botnet Command and Control Traffic Detection

IBRAHIM GHAFIR^{1,2}, VACLAV PRENOSIL¹, MOHAMMAD HAMMOUDEH³, THAR BAKER⁴,
SOHAIL JABBAR⁵, SHEHZAD KHALID⁶, AND SARDAR JAF²

¹Faculty of Informatics, Masaryk University, Brno 602 00, Czech Republic

²Department of Computer Science, Durham University, Durham DH1 3LE, U.K.

³Faculty of Science and Engineering, Manchester Metropolitan University, Manchester M1 5GD, U.K.

⁴Department of Computer Science, Liverpool John Moores University, Liverpool L3 5UA, U.K.

⁵Department of Computer Science, National Textile University, Faisalabad 37610, Pakistan

⁶Department of Computer Engineering, Bahria University, Islamabad 44220, Pakistan

Corresponding author: Ibrahim Ghafir (ibrahim.ghafir@durham.ac.uk)

ABSTRACT Over the past decade, the digitization of services transformed the healthcare sector leading to a sharp rise in cybersecurity threats. Poor cybersecurity in the healthcare sector, coupled with high value of patient records attracted the attention of hackers. Sophisticated advanced persistent threats and malware have significantly contributed to increasing risks to the health sector. Many recent attacks are attributed to the spread of malicious software, e.g., ransomware or bot malware. Machines infected with bot malware can be used as tools for remote attack or even cryptomining. This paper presents a novel approach, called BotDet, for botnet Command and Control (C&C) traffic detection to defend against malware attacks in critical ultrastructure systems. There are two stages in the development of the proposed system: 1) we have developed four detection modules to detect different possible techniques used in botnet C&C communications and 2) we have designed a correlation framework to reduce the rate of false alarms raised by individual detection modules. Evaluation results show that BotDet balances the true positive rate and the false positive rate with 82.3% and 13.6%, respectively. Furthermore, it proves BotDet capability of real time detection.

INDEX TERMS Critical infrastructure security, healthcare cyber attacks, malware, botnet, command and control server, intrusion detection system, alert correlation.

I. INTRODUCTION

Country's national security, economic vitality and daily life rely on a safe, stable, and resilient cyberspace. We depend on this vast array of networks to provide healthcare services, transport and communication, power our homes and run our economy [1]. Over the last decade, cyber attacks and intrusions have increased substantially, disrupting critical operations, resulting in business downtime and exposing sensitive personal and business information.

Statistics draw a grim picture about the cybersecurity challenges and digital risks in the healthcare industry. A report by the US Department of Health and Human Services [2] reveals that the healthcare sector has suffered from approximately four data breaches a week in 2016. To put this into perspective, one in every three American citizens was a victim of a breach in the healthcare sector. One of the primary reasons behind targeting healthcare organizations is that these organizations do not set protecting patient data as a priority, hence they under invest in qualified IT security personnel. The lack of solid information security infrastructure makes healthcare organizations an easy target.

For instance, the recent attack on the National Health Service (NHS) in the UK showed that some hospitals and care providers systems were obsolete or have not been patched against well-known vulnerabilities. Additionally, patient records contain a wealth of information that can be used for identifying theft, financial/insurance fraud and even blackmailing. In 2017, 15,000 medical records have been stolen from Beverly Hills plastic surgery clinic to bully several high-profile celebrities.

Today, intelligence agencies and governments military are actively preparing for cyber warfare. Global activities against software, hardware, or data are referred to as cyber attack in the field of computer networks or systems. These activities lead to degrading, disrupting, destroying or denying access to network/system services or resources. Activities that target gathering intelligent are referred to as cyber exploitation [3]. The main objective of these activities is to gain unauthorized access to information and data.

Over the last decade, malicious software or malware has increased, particularly in the healthcare industry. They have become one of the main reasons for the majority of the

(distributed) denial-of-service (Dos) activities [4], direct and scanning attacks [1], [5], [6]. Noticeably, the motivation from fame seeking and curiosity has been shifted to unlawful financial attainment, which resulted in the sophistication of malicious software [7]. Moreover, the availability of easy-to-use toolkits to build malware will probably keep these malwares a threat to individuals, business and governments in the foreseeable future.

Generally, there are two classes of malware: (a) malware that targets the general population and (b) customized information-stealing malware that targets particular organizations [7] such as healthcare providers. Zombies, which refers to those machines infected with bot malware, can be used as tools for remote attack or can be part of a botnet, which is completely controlled by the botnetmaster [7]. Bots are “enslaved” host computers in botnets (networks formed by bots). One or more botmasters control bots in botnets and the intention is to perform malicious activities [8], [9]. The essential goal of botnets is to control organized crime syndicate, criminal, or group of criminals to use compromised machines for performing illegal activities. Experts mention that about 16–25% of the machines connected to the Internet are parts of botnets [10], [11]. Bots are different from the other malware. They are capable to create Command and Control (C&C) channels. Bots recognize themselves by their C&C channels through which they can be controlled, updated and instructed. The C&C servers are usually machines that have been exploited and sorted in a distributed form to limit traceability.

The detection of botnet C&C traffic is challenging for current Intrusion Detection Systems (IDS) for several reasons: (1) it is a benign traffic and follows normal protocol usage; (2) their volume of traffic is small; (3) the number of bots may be very small in the monitored network; and (4) Bots’ communications may be encrypted [12].

This paper aims to contribute to IDS research, particularly to botnet C&C traffic detection. The proposed approach, called BotDet, undergoes two main phases. The first phase runs various modules to detect different possible techniques used in botnet C&C communications. The second phase uses a framework for alert correlation to reduce the number of false positives. The main contributions of this work are:

- 1) The development of four methods for the detection of various attack techniques used in botnet C&C communications. Although methodologies exist in the literature for blacklist-based detection modules, their implementation and validation in real traffic are significant contributions to the field.
- 2) The development of a framework to correlate results from individual detection methods to reduce the false alarms.
- 3) The automation of blacklists, used in some of the detection modules, based on different intelligent feeds. This allows BotDet to offer real time attack detection.

- 4) The evaluation results show that BotDet balances the true positive rate and the false positive rate with 82.3% and 13.6% respectively.

The remainder of this paper is structured as follows. Section II presents the related work to botnet C&C traffic detection. The proposed approach, including the detection modules and correlation framework, is presented in Section III. Section IV shows the evaluation results and Section V concludes the paper.

II. RELATED WORK

There are two main approaches for botnet C&C traffic detection in the literature. The first one is based on setting up honeynets in the network [13]. This approach is often used to understand and analyze a botnet technology and characteristics. However, honeynets are not always capable of detecting bot infection. The second approach is based on passive traffic monitoring [14]. These approaches can be classified into signature-based and anomaly-based methods, respectively. Signature-based detection methods make use of known signatures and behavior of existing botnets, therefore it can be used for detecting only known botnets [15]. Anomaly-based detection methods are able to detect unknown botnets as they try to detect botnets based on network traffic anomalies like traffic on unusual ports, high volumes of traffic, unusual system behavior and high network latency [16]. Detection methods can be further classified into host-based and network-based methods. Host-based method detects botnets by monitoring and analyzing the internals of a computer system [17]. Whereas the network-based method monitors the network traffic to detect botnets [18].

Snort is a signature-based IDS [19] capable of monitoring and analyzing network traffic to match signatures of known botnets. Snort consists of many components working together in order to detect malicious patterns in the traffic. Packets from network interfaces are captured by the packet decoder and they are prepared to be preprocessed or sent to the detection engine. Then, packets are checked against specific plugins by a processor, and if anomalies are found, the processor raises an alert.

In [20], Balram and Wilscy propose a host-based approach for botnet C&C communication detection. This approach analyses suspicious flows produced by filtering out benign traffic from the traffic created by a host. A normal profile of the host traffic is used for the filtering. The behavioral pattern of flows to all destinations is examined in a bid to generate the host profile. This approach achieved a detection rate of 100% and false positives of 8%.

In [21], Fedynyshyn *et al.* present a host-based detection method able to detect the existence of botnet C&C traffic on the observed machine, and also categorize the type of C&C communication used by the bot, e.g., peer-to-peer (P2P) based, HTTP-based or IRC-based. As it does not examine the packets payloads, their detection method is independent of the content of the C&C messages. Their method for detecting and categorizing botnet C&C connections is based on three

hypotheses: (1) it is possible to distinguish between botnet C&C communication and botnet non-C&C communication, (2) it is possible to distinguish between botnet C&C communication and valid communication and (3) there are shared characteristics between different styles of C&C and different botnet families.

An approach for bot-infected machines detection was presented by Wurzinger *et al.* [22], which requires no previous knowledge of the way a bot spreads. It depends on the characteristic behavior of a bot, particularly: (a) receiving commands from the botmaster, and (b) responding to these commands by carrying out some activities. Both commands and responses can be monitored in the network traffic and detection models can be built. The authors ran a bot in a controlled network to record its traffic and then they examine the received commands and responses activities. For this purpose, they proposed techniques to determine points in the network that were involved in the response activity. Afterwards, the traffic had been observed before this response is analyzed to find the corresponding command. By these detection models the network traffic is scanned for similar actions aiming to detect bot-infected machines.

Giroire *et al.* [23] presented another host-based detection method for botnet C&C traffic detection. This method is based on the fact that the infected machines should stay in contact with C&C servers to be instructed and controlled by the botmaster. It is assumed that those connections are persistent and established regularly. A white-list of benign destinations that the user regularly contacts is built and all the user outbound traffic is monitored. When a connection is persistent enough and the destination is not white-listed, an alert is generated and the user is informed and asked to decide. If the destination is legitimate, the user can easily add it to the white-list, otherwise the connection is deemed as C&C communication and blocked.

A network-based botnet detection system, BotSniffer, was proposed in [12]. This system is based on anomaly-based detection algorithms to detect both HTTP and IRC based C&Cs with no previous knowledge of C&C server addresses or signatures. The main goal in BotSniffer is to identify spatial-temporal similarity patterns and correlation in network traffic that are generated between the infected hosts and botnet C&C servers. They study two common styles usually used for botnet control, “push” and “pull”. An example for the push style is IRC-based C&C is where the commands are sent or pushed to the infected hosts. In the pull style, the commands are downloaded (or pulled) by the infected hosts, as in HTTP-based C&C. When a set of hosts is found to carry out the same actions in response to similar messages from the same server, it is considered to be part of a botnet.

Several works have attempted to detect Botnet C&C traffic. However, they have limitations in achieving real time detection, and they cannot balance between false positive and false negative rates. Therefore, the significance of this work is we propose methods that achieve real time detection and

produce a balance between false positive and false negative rates.

III. BOTDET DESIGN AND SPECIFICATIONS

BotDet runs through two main phases. The first phase hosts four modules to detect different techniques used in botnet C&C communications. The second phase requires using a framework for alert correlation, based on voting among individual detection modules. Figure 1 shows the architecture of the proposed BotDet.

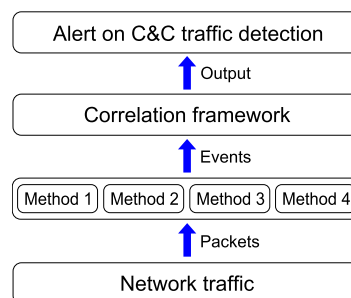


FIGURE 1. Architecture of the proposed approach for C&C traffic detection.

Initially, sniffed data traffic is scanned to detect techniques used in botnet C&C communications. To this end, four detection modules have been developed which are: malicious IP address detection module (MIPD), malicious SSL certificate detection module (MSSLD), domain-flux detection module (DFD) and Tor connection detection module (TorD). The output of this phase is alerts, also known as events, triggered by individual modules. Alerts raised by individual detection modules are then fed into the correlation framework (CF), which aims to find links between alerts to increase the confidence of botnet traffic detection and decrease the rate of false alarms.

The four detection modules operate in real time, as BotDet can process the sniffed network traffic live and does not have to store it. Some of the detection modules are blacklist-based, where some of these blacklists are publicly published or privately maintained. Information on different intelligence feeds at once is used to automatically update all used blacklists within BotDet. All detection modules are implemented on top of *Bro* [24], [25], which is a passive and open-source network traffic analyzer.

A corresponding event is generated as an output for each detection module. This event is to be used in the correlation framework as explained later in Section III-F. In addition to this, an alert email is sent to the Request Tracker (RT) [26]. The network security team then conduct further forensics and reply to the alert—a reply from the team is assumed to be within 24 hours from the alert generation. This method allows the detection module to suppress all the alerts with the same infected host and the same malicious item into one alert per day. Also, this method reduces the number of email alerts sent to the network security team and computational cost on

the correlation framework. After generating an alert, the triggered alert is added to a specific corresponding table by the module and stored for 24 hours. This way, generating the same alert within the same 24 hours by the module is avoided. During the detection of an APT technique but prior to generating an alert, the module queries the corresponding table in order to check if the same alert exists in the table. If the same alert is found then it is ignored. Otherwise, information about the new alert and the malicious connection (such as *alert_type*, *timestamp*, *src_ip*, *src_port*, *dest_ip*, *dest_port*, *infected_host*, *malicious_item*) is recorded in a specific log file (individual log for each technique detection), which is used for keeping historical record of the monitored network.

The following subsections present the four detection modules MIPD, MSSLD, DFD and TorD. The automatic update details of the utilized blacklists are provided as well. Then, the correlation framework methodology is given.

A. MALICIOUS IP ADDRESS DETECTION (MIPD)

The MIPD module detects any connection between the infected host and a C&C server. The detection is based on a blacklist of malicious IPs of C&C servers [27]–[30]. As depicted in Figure 2, MIPD processes the network traffic to search for a match in the source and destination IP addresses for each connection with the IP blacklist [31].

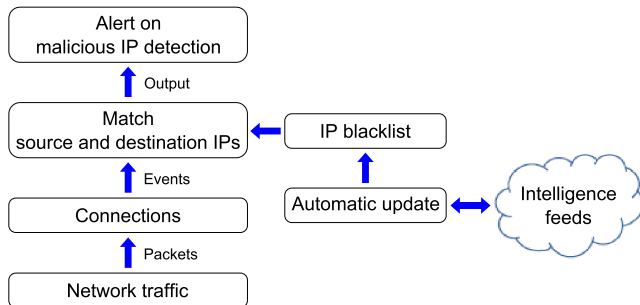


FIGURE 2. Methodology of the malicious IP detection.

Algorithm 1 shows the implementation pseudo-code of the MIPD module.

The network traffic is monitored to identify any *new_connection* type event generated by Bro. This event is generated for every new connection and raised with the first packet of a previously unknown connection [32]. Through the *new_connection* event, MIPD checks both connection sides IP addresses to detect if the connection is to or from a malicious IP. If the connection destination IP exists in the *t_ip_blacklist* table, this means, the connection is to a malicious IP. MIPD then checks the connection source IP through the *is_local_addr* function to determine if the connection is established by a host from the monitored network. On detecting a malicious connection, but prior to raising an alert, MIPD checks the *t_suppress_ip_alert* table to determine if the same *ip_alert* has been generated in the last 24 hours. If the same *ip_alert* has not been generated, MIPD does the following: (i) an *ip_alert* event is generated and information about the malicious connection is written

Algorithm 1 Implementation Pseudo-Code of MIPD

```

1: Input: blacklist of malicious IP addresses (t_ip_blacklist
   table)
2: Input: new_connection event
3: Check if the connection is to a malicious IP:
4: if the connection destination IP is in t_ip_blacklist then
5: |   if the connection is established by one of the net-
   work's hosts then
6: |   |   if MIPD didn't raise the same alert during the past
   24 hours then
7: |   |   goto Check if the connection is from a mali-
   cious IP:
8: |   |   else
9: |   |       Raise an alert (ip_alert)
10: |   |       Record the generated alert
11: |   |       Notify the network security team via email
12: |   |       Deny repeating the same alert during the next
   24 hours
13: |   |   end if
14: |   |   else
15: |   |       goto Check if the connection is from a malicious
   IP:
16: |   |   end if
17: |   else
18: |       goto Check if the connection is from a malicious IP:
19: |   end if
20: Check if the connection is from a malicious IP:
21: if the connection source IP is in t_ip_blacklist then
22: |   if the connection is oriented to one of the network's
   hosts then
23: |   |   if MIPD didn't raise the same alert during the past
   24 hours then
24: |   |   goto End
25: |   |   else
26: |   |       Raise an alert (ssl_alert)
27: |   |       Record the generated alert
28: |   |       Notify the network security team via email
29: |   |       Deny repeating the same alert during the next
   24 hours
30: |   |   end if
31: |   |   else
32: |   |       goto End
33: |   |   end if
34: |   else
35: |       goto End
36: end if
37: End

```

to a *blacklist_detection_ip.log* file, (ii) an email alert about the malicious IP detection is sent to RT and, (iii) the current detected set (host, ip) is added to the *t_suppress_ip_alert* table.

When the connection is from a malicious IP, the same procedure as in when the connection is to a malicious IP

followed by paying attention to the source and destination IP addresses as shown in Algorithm 1.

B. MALICIOUS SSL CERTIFICATE DETECTION (MSSLD)

Secure Sockets Layer (SSL) encryption is used for protecting C&C communications because it makes it difficult to identify it as malicious traffic. A blacklist of malicious SSL certificates for detecting C&C communications is used by MSSLD [33], [34]. There are two forms of the certificate in the blacklist: (a) *SHA1 fingerprints* and (b) *serial & subject*. Malware and malicious activities are associated with both. As depicted in Figure 3, the main processes are: (1) processing the network traffic, (2) filtering the secure connections and (3) of each secure connection the SSL certificate is matched with the SSL certificate blacklist [35].

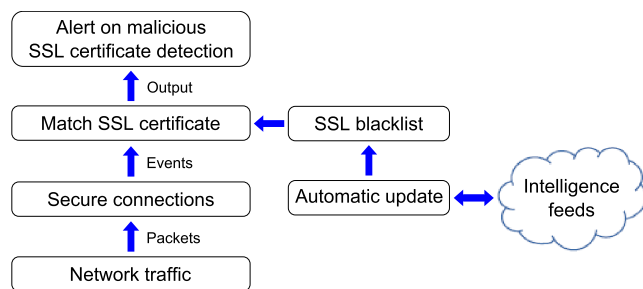


FIGURE 3. Methodology of the malicious SSL certificate detection.

Two methods are implemented for malicious SSL certificate detection because the blacklist comprises two types of malicious SSL certificates (which are *SHA1 fingerprints* and *serial & subject*): (1) intelligence-based MSSLD which is shown in Algorithm 2 and, (2) event-based MSSLD, as in Algorithm 3.

The Intelligence-based MSSLD uses the *Bro Intelligence Framework* [36] and it is configured to monitor the hashes of all secure connections SSL certificates, where data from different data sources can be consumed by MSSLD for hash matching. The framework is connected to *blacklist.intel* file, which contains the SSL certificate blacklist. The intelligence framework receives the SSL certificates after extracting the secure connections traffic. The framework checks the SSL certificates against the intelligence data set *blacklist.intel*. If a match is found with any of the *indicator_type* of the intelligence data, an *Intel::match* event is generated. The *Intel::match* event is examined to check if the *indicator_type* is *CERT_HASH*. If that is the case then this indicates the connection has a malicious SSL certificate. Next, *is_local_addr* function is used for checking the source and IP addresses of the connection sides to determine whether the connection to or from the monitored network is established. In order to avoid generating identical alerts within any 24-hour period, *t1_suppress_ssl_alert* table is checked. No alert will be generated if the table contains the same detected [host IP address, SSL certificate hash] set.

The processes of the MSSLD module are: (1) generating an *ssl_alert* event, (2) logging the malicious connection

Algorithm 2 Implementation Pseudo-Code of Intelligence-Based MSSLD

```

1: Input: blacklist of certificates' hashes
2: for each SSL encrypted connection do
3:   Compute the certificate hash
4:   if the certificate hash matches with the blacklist then
5:     if the connection is established by one of the
       network's hosts then
6:       if MSSLD didn't raise the same alert during
         the past 24 hours then
7:         Raise an alert (ssl_alert)
8:         Record the generated alert
9:         Notify the network security team via
         email
10:        Deny repeating the same alert during the
         next 24 hours
11:      end if
12:    else if the connection is oriented to one of the
       network's hosts then
13:      if MSSLD didn't raise the same alert during
         the past 24 hours then
14:        Raise an alert (ssl_alert)
15:        Record the generated alert
16:        Notify the network security team via
         email
17:      Deny repeating the same alert during the
         next 24 hours
18:    end if
19:  else
20:    goto End
21:  end if
22: else
23:  goto End
24: end if
25: end for
26: End
  
```

information to the *blacklist_detection_ssl.log* log file, (3) composing and sending an email alert about the malicious SSL certificate detection to the RT, and (4) updating the table *t1_suppress_ssl_alert* with the current detected set [host IP address, SSL certificate hash].

The process in the event-based MSSLD involves processing and filtering the network traffic into secure connections traffic. Then, for the encountered X509 certificates [37], the *x509_certificate* event is generated, where the serial and subject of the X509 certificate are checked for the existence of the certificate in the *bad_ssl* group. This group contains serials and subjects of malicious X509 certificates. MSSLD determines if there is a connection to or from one of the monitored network hosts if a match is found. The source and destination IP addresses are checked through the *is_local_addr* function. The *t2_suppress_ssl_alert* table is checked before generating the *ssl_alert*. This is to avoid generating an alert that may have been generated in the past

Algorithm 3 Implementation Pseudo-Code of Event-Based MSSLD

```

1: Input: blacklist of certificates' hashes
2: Input x509_certificate event
3: Obtain the serial and subject of the certificate
4: if serial and subject match with the blacklist then
5: | if the connection is established by one of the network's hosts then
6: | | if MSSLD didn't raise the same alert during the past 24 hours then
7: | | | Raise an alert (ssl_alert)
8: | | | Record the generated alert
9: | | | Notify the network security team via email
10: | | | Deny repeating the same alert during the next
    | | | 24 hours
11: | | | end if
12: | | else if the connection is oriented to one of the network's hosts then
13: | | | if MSSLD didn't raise the same alert during the past 24 hours then
14: | | | | Raise an alert (ssl_alert)
15: | | | | Record the generated alert
16: | | | | Notify the network security team via email
17: | | | | Deny repeating the same alert during the next
    | | | | 24 hours
18: | | | | end if
19: | | | else
20: | | | | goto End
21: | | | end if
22: | else
23: | | goto End
24: end if
25: End
    
```

24-hour period. As in the previous intelligence-based method, the process involves: (1) MSSLD generating an *ssl_alert* event; (2) recording the malicious connection information in the *blacklist_detection_ssl.log* file; (3) sending an alert to the RT; and (4) updating the *t2_suppress_ssl_alert* table with the current detected set [host IP address, SSL certificate hash].

C. DOMAIN FLUX DETECTION (DFD)

One common technique used for C&C communications is the domain flux technique, where each infected machine separately uses a Domain Generation Algorithm (DGA) to generate a list of domain names [38]. By using the domain flux technique, the infected host attempts to query and connect to a large number of generated domain names, which are expected to link the host to the C&C servers. This technique makes it difficult for law enforcement to successfully shut down a large number of domains. To prevent infected hosts from connecting to the C&C servers, law enforcement needs to pre-register all the domains that an infected host queries every day before the attacker registers them [39].

The DFD module detects algorithmically generated domain flux, where the infected host queries for the existence of a large number of domains, whilst the owner has to register only one. This leads to the failure of many DNS queries. DFD utilizes DNS query failure to detect domain flux attacks. Figure 4 depicts the way the network traffic is processed, particularly DNS traffic. All DNS query failures are analyzed and, for detecting domain flux attacks and identifying infected hosts, the same IP address is constrained by a threshold for DNS query failures [40].

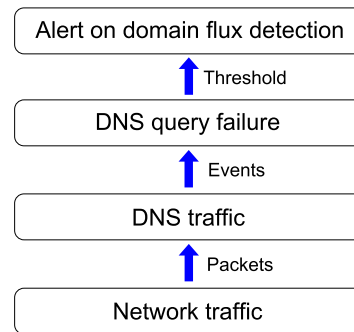


FIGURE 4. Methodology of the domain flux detection.

Algorithm 4 shows the implementation pseudo-code of the DFD module. DNS traffic is extracted and processed; DFD waits for the *dns_message* event to be generated by Bro. This event is generated for any DNS message and provides information regarding the connection to the DNS server [41].

Through the *dns_message* event, DFD checks for two conditions: (1) if this connection is established by a host from the monitored network using the *is_local_addr* function; (2) if the *dns_message* is due to DNS error of NXDOMAIN, which indicates the non-existence of the domain name where it is either invalid or not registered. This information can be extracted from the *dns_message* event (*c\$dns\$rcode_name*==“NXDOMAIN”). If these two conditions are met, the source IP address that searches for unregistered domain names is saved in the *t_dns_failure* table. This table counts the number of DNS query failures of the same IP address. The counter is increased by one (*++ t_dns_failure[c\$Sid\$orig_h]*) if the *t_dns_failure* table contains the current IP address. When the number of DNS query failures exceeds a specified threshold, *dns_failure_threshold*, the current IP address is deleted from the *t_dns_failure* table to reset the counter of this IP address to zero. Because recent malware can generate 50,000 domain names every day [42], the threshold is set to 50 DNS query failures per 5 minutes. Then, if the IP address of the potentially infected host does not exist in the *t_suppress_domain_flux_alert* table, DFD generates a *domain_flux_alert* event.

DFD also sends a domain flux detection email alert to the RT, and updates the *t_suppress_domain_flux_alert* table by adding the current detected host IP address.

Algorithm 4 Implementation Pseudo-Code of DFD

```

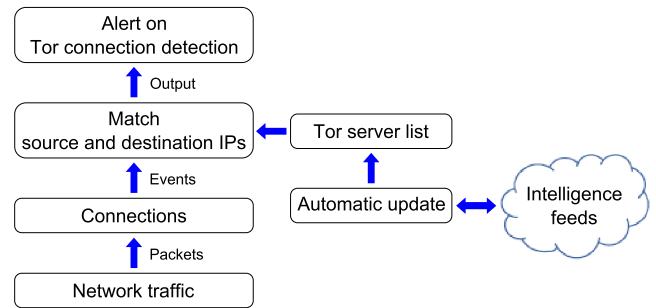
1: Input: dns_failure_threshold
2: Extract DNS traffic
3: Input: dns_message event
4: if the connection is established by one of the network's
   hosts then
5: | if dns_message event is due to DNS error of NXDO-
   MAIN then
6: | | if the host IP is not in t_dns_failure table then
7: | | | write host IP into t_dns_failure
8: | | | host IP counter  $\leftarrow$  1
9: | | | else
10: | | | Increase host IP counter by 1
11: | | | if host IP counter > dns_failure_threshold
   then
12: | | | | Delete host IP from t_dns_failure
13: | | | | Reset host IP counter to zero
14: | | | | if DFD raised the same alert during the
   past 24 hours then
15: | | | | | goto End
16: | | | | | else
17: | | | | | Raise an alert (domain_flux_alert)
18: | | | | | Record the generated alert
19: | | | | | Notify the network security team via
   email
20: | | | | | Deny repeating the same alert during
   the next 24 hours
21: | | | | | end if
22: | | | | | else
23: | | | | | goto End
24: | | | | | end if
25: | | | | | end if
26: | | | | | else
27: | | | | | goto End
28: | | | | | end if
29: | | | | | else
30: | | | | | goto End
31: | | | | | end if
32: End

```

D. TOR CONNECTION DETECTION (TORCD)

Tor [43], [44] is an anonymous communication network that provides user privacy by encrypting the connection through an overlay network. Tor uses onion routing to direct client's traffic over a circuit of different relays, denying any single relay to know the complete path of the traffic [45]. Tor is often misused by criminals and hackers to remotely direct and instruct infected machines [46].

The TorCD module detects any connection to a Tor network. It is based on a list of Tor servers which is publicly published [47]. As shown in Figure 5, the network traffic is processed and the source and destination IP addresses for each connection are matched with Tor servers list [48].

**FIGURE 5.** Methodology of the Tor connection detection.

Algorithm 5 shows the implementation pseudo-code of the TorCD module. The network traffic is processed, when a SYN-ACK packet is seen in response to a SYN packet during a TCP handshake [49] a *connection_established* event is generated by Bro.

Through the *connection_established* event, TorCD checks both sides of the connection to detect if the connection is to or from a Tor network. The process proceeds in the same way as in the MIPD module (see Section III-A), i.e., a *tor_alert* event is generated, and an alert email is sent to the RT.

E. AUTOMATIC UPDATES

Based on different intelligence feeds, the blacklists of blacklist-based detection modules are automatically updated at once. The automatic update and detection processing run in parallel and it is not required to halt or restart BotDet. This way, it is possible to monitor the live network and support real-time detection.

There are two automatic update mechanisms. Figure 6 shows the automatic update of the blacklists used by the MIPD, MSSLD and TorCD modules. The user *crontab* file is configured to run the *blacklist_update.sh* each day at 3:00am, where the shell script connects to the intelligence feeds via the Internet and downloads updated blacklist of malicious IPs, malicious SSL certificates and Tor servers into the *ip_blacklist.txt*, *ssl_blacklist.txt* and *Tor_servers_list.txt* files respectively. The *Input Framework* [50], built in Bro, enables the four modules to use those text files as an input to BotDet. The *Input Framework* reads the *ip_blacklist.txt*, *ssl_blacklist.txt* and *Tor_servers_list.txt* files into the *t_ip_blacklist* table, the *bad_ssl* group and the *t_tor_server* table, respectively.

Figure 7 shows the automatic update of the blacklist used by the MSSLD module. The *crontab* file user is configured to run *blacklist_update.sh* daily at 3:00am. This shell script, which utilizes the Internet to connect to the data source servers, downloads updated blacklist of malicious SSL certificate hashes into a new *blacklist.intel* file. The *Intelligence Framework* consumes the text file, described in Section III-B.

F. BOTDET CORRELATION FRAMEWORK (CF)

CF alert correlation time is configured to one day. Based on the number of the linked alerts, CF can generate four types of

Algorithm 5 Implementation Pseudo-Code of TorCD

```

1: Input: Tor servers list (t_tor_server table)
2: Input: connection_established event
3: Check if the connection is to a Tor network:
4: if the connection destination IP is in t_tor_server then
5: | if the connection is established by one of the network's hosts then
6: | | if TorCD raised the same alert during the past 24 hours then
7: | | | goto Check if the connection is from a Tor network:
8: | | | else
9: | | | Raise an alert (tor_alert)
10: | | | Record the generated alert
11: | | | Notify the network security team via email
12: | | | Deny repeating the same alert during the next 24 hours
13: | | | end if
14: | | | else
15: | | | goto Check if the connection is from a Tor network:
16: | | | end if
17: | | end if
18: | | goto Check if the connection is from a Tor network:
19: | | end if
20: Check if the connection is from a Tor network:
21: if the connection source IP is in t_tor_server then
22: | if the connection is oriented to one of the network's hosts then
23: | | if TorCD raised the same alert during the past 24 hours then
24: | | | goto End
25: | | | else
26: | | | Raise an alert (tor_alert)
27: | | | Record the generated alert
28: | | | Notify the network security team via email
29: | | | Deny repeating the same alert during the next 24 hours
30: | | | end if
31: | | | else
32: | | | goto End
33: | | | end if
34: | | else
35: | | | goto End
36: | | end if
37: End
    
```

alerts, which are *C&C-1 alert*, *C&C-2 alert*, *C&C-3 alert* and *C&C-4 alert*. For example, the *C&C-3 alert* is raised when CF finds three different alerts about the same infected host during the previous day. For the *C&C-1 alert*, CF does not raise a *tor_alert* because Tor is a legitimate service that can be used legally by some users on the network.

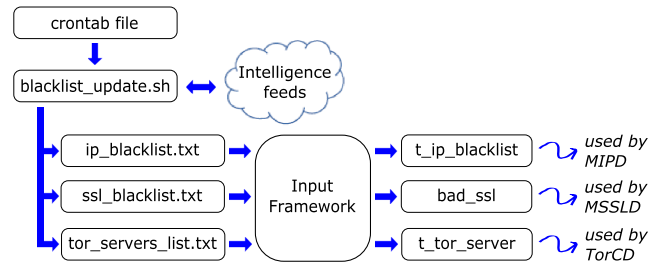


FIGURE 6. Automatic update of the blacklists used by the MIPD, MSSLD and TorCD modules.

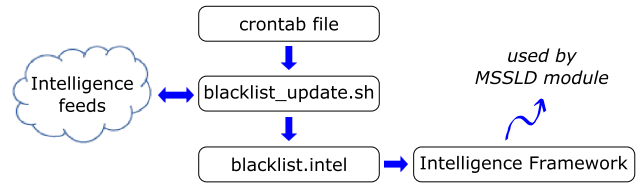


FIGURE 7. Automatic update of the blacklist used by the MSSLD module.

IV. EVALUATION RESULTS

Three scenarios were implemented to evaluate BotDet. In the first one, third-party pcap files were analyzed. In the second scenario, a virtual network was used. In the third scenario, the university campus live traffic was monitored.

In the first scenario, BotDet was run on pcap files that contained captured malware traffic. Four groups of pcap files were used, PCAP1, PCAP2, PCAP3 and PCAP4. PCAP1 files contain *Trojan-Spy.Win32.Zbot.oowo* traffic that spans 27 days in two files with total size of 11.7 GB and connections to 6339 IP addresses. The studied malware uses domain flux for C&C communication [28]. PCAP2 files contain *Trojan-Spy.Win32.Zbot.rfnx/.sbfp/.sbcq* traffic in 3 files, each spanning 10 hours and having total size of 28 MB. This malware connects to a blacklisted IP address and uses domain flux [29]. PCAP3 files contain recorded traffic, in 11 files, of multiple types of malware that all use the domain flux technique [30]. PCAP4 files contain recorded traffic of the *Trojan.Tbot* (Skynet Tor Botnet) malware in 6 files with a total size of 31.6 MB. *Trojan.Tbot* uses Tor network to communicate with its C&C center [51]. None of the analyzed pcap files contained known bad SSL certificates, this module was tested in the second scenario. All pcap files had been analyzed by the providers, so the ground truth was known.

The detection modules were configured to consume the pcap files and produce log files. Then CF was used to correlate the individual modules' alerts to detect C&C communications. Results from individual modules and CF were comparable to the ground truth, and the values of True Positive Rate (TPR) and False Positive Rate (FPR) were calculated. Table 1 shows the results.

Among the individual modules, the domain flux detection module has the best results, with TPR of 86.4% and FPR

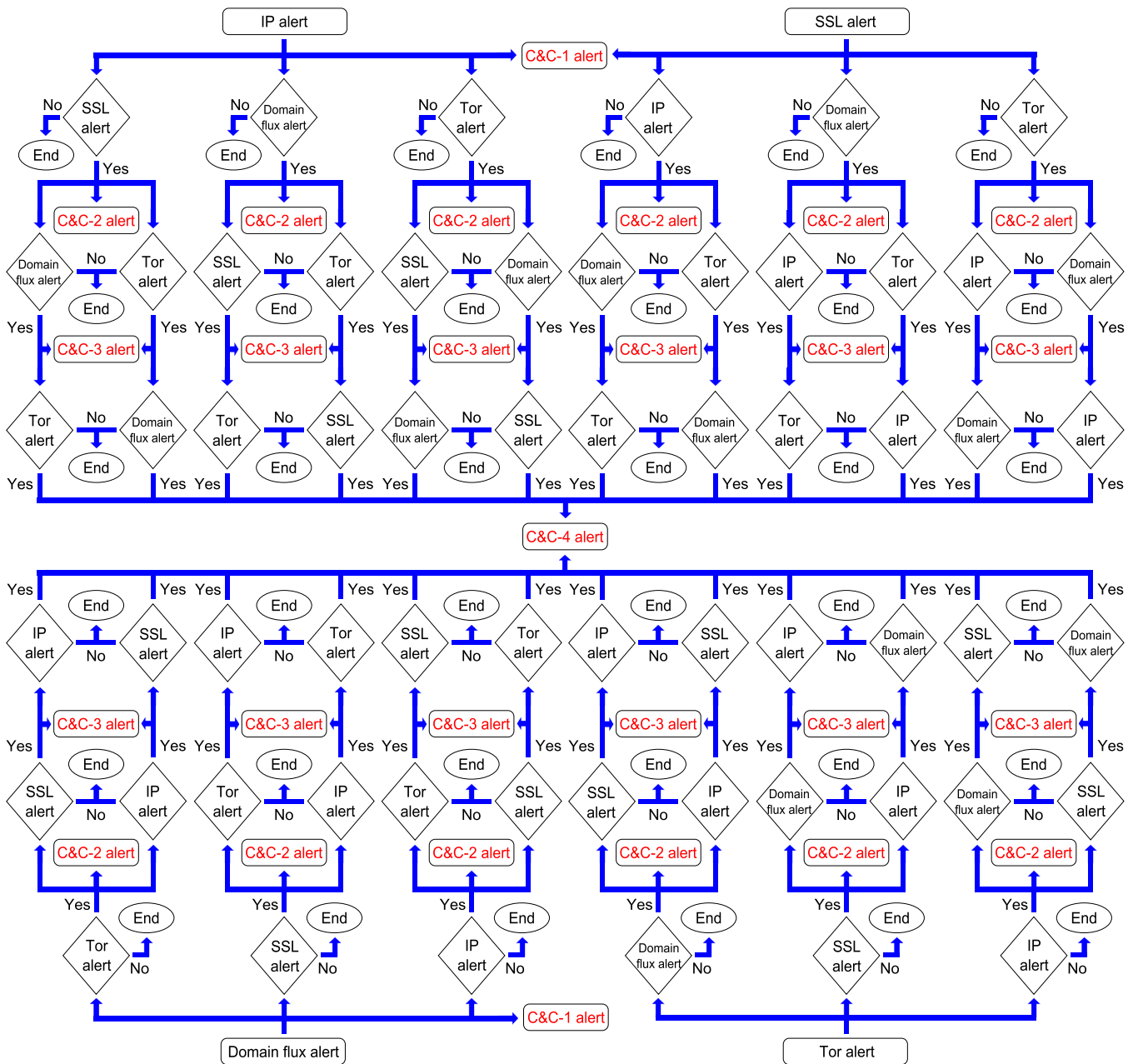


FIGURE 8. The architecture of the correlation framework.

TABLE 1. The TPR and FPR of the individual detection modules.

| Detection module | TPR | FPR |
|------------------|-------|-------|
| Malicious IP | 63% | 39.2% |
| Malicious SSL | - | - |
| Domain flux | 86.4% | 24.9% |
| Tor connection | 65% | 33.8% |

of 24.9%. The results of IP and Tor detection modules are affected by the quality of IP blacklist and Tor server list respectively. We argue that IP and Tor detection modules can

only work hand in hand with infrastructure that intelligently updates the blacklist and Tor server list in real time, which is not the case in this scenario. Figure 9 shows part of a log produced by Tor connection detection module. By correlating the detection modules alerts, CF increases the TPR and decreases the FPR. Table 2 shows the TPR and FPR of CF based on one and multiple modules.

Although the correlation based on one detection module has the highest TPR, it also has the highest FPR. The best results are for the correlation based on two detection modules, with TPR of 82.3% and FPR of 13.6%. While the correlation

```
#fields timestamp alert_type infected_host tor_server
#types time string addr addr
1349621090.423721 tor_alert 172.16.253.130 208.83.223.34
1349621090.945925 tor_alert 172.16.253.130 86.59.21.38
1349621102.634850 tor_alert 172.16.253.130 74.120.13.132
1349621102.628802 tor_alert 172.16.253.130 96.47.226.20
1349621102.670488 tor_alert 172.16.253.130 96.44.189.102
#close 2015-03-24-18-06-02
```

FIGURE 9. Part of a log produced by Tor connection detection module.

TABLE 2. The TPR and FPR of the correlation framework.

| Correlation framework | TPR | FPR |
|----------------------------------|-------|-------|
| Based on one detection module | 93% | 47.9% |
| Based on two detection modules | 82.3% | 13.6 |
| Based on three detection modules | 41.4% | 9% |
| Based on four detection modules | – | – |

based on three detection modules has the best FPR value, TPR is the lowest. We argue that the acceptable TPR and FPR values are specific to the environment and purpose in which the modules are used. The correlation framework allows for a selection between different TPR/FPR trade-offs. The best selection is the one that yields the best balance between TPR and FPR among the available choices. In comparison to the best results of individual modules (86.4% for TPR and 24.9% for FPR), the correlation based on two detection modules has increased the detection rate and decreased the false alarms. Despite the fact that TPR is slightly less, FPR has been considerably reduced. Figure 10 shows part of a log produced by the correlation framework.

```
#fields timestamp CandC_detection infected_host
alert_1 malicious_addr_1 time_1 orig_h_1 orig_p_1 resp_h_1 resp_p_1
alert_2 time_2 orig_h_2 orig_p_2 resp_h_2 resp_p_2
#types time string addr
string addr time addr port addr port
string time addr port addr port
1425360376.712895 CandC_two_alerts 10.0.2.15
ip_alert 54.83.43.69 1425325993.160545 10.0.2.15 49171 54.83.43.69 80
domain_flux_alert 1425360376.712895 10.0.2.15 60544 8.8.8.8 53
#close 2015-03-21-20-55-08
```

FIGURE 10. Part of a log produced by the correlation framework.

In the second scenario, a virtual network connected to the Internet was built, the network was injected with malware samples, and the network traffic was recorded into pcap files. As in the first scenario, those pcap files were used to evaluate the detection modules and CF performance. The analyzed malware samples were *Trojan.Win32.Inject.sbjqz*, *Trojan.Win32.Staser.bazr*, *HEUR:Trojan.Win32.Generic* and *Trojan.Spy.Win32.Zbot.qvcn*.

As shown in Figure 11, two Windows XP SP3 virtual machines were connected to a router. The virtual machines, which provided internet connection, mimicked physical

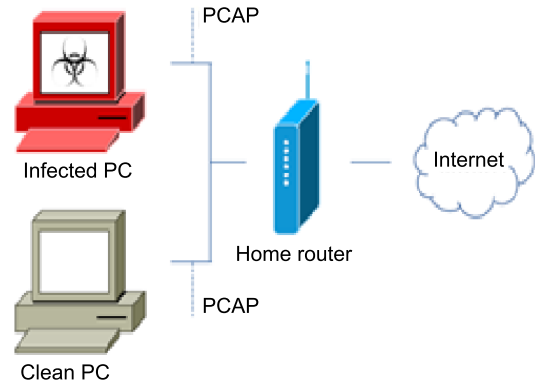


FIGURE 11. Topology of the implemented virtual network.

computers in a home network where they can communicate with each other.

The nictrace VirtualBox functionality [52] was used for recording the virtual machines traffic to two pcap files, one pcap file per virtual machine. Because the virtual machines has no applications installed and the operating system updates was disabled, the majority of the virtual machine’s traffic was initiated by the installed malware to easily establish the ground truth.

The *HEUR:Trojan.Win32.Generic* malware (MD5, *fb354f6773fb81927a59008cd9fd3a6*) was run on the virtual machine A for 48 hours. Through manual traffic analysis, we found that the virtual machine A connected to the C&C center and the virtual machine B did not become infected. The malware downloaded its payload from *dstkom.com/mandoc/lit23.pdf*. The infected computer then proceeded to use the domain flux technique to connect to the C&C servers over ports 1778, 3363, 3478 and 3479.

The *Trojan.Spy.Win32.Zbot.qvcn* malware (MD5 hash, *52d3b26a03495d02414e621ee4d0c04e*) was run on the same virtual network for 10 hours. The malware communicated solely through the Tor network and did not exhibit other activities. In the first two minutes, the malware initiated 67 connections to 67 addresses belonging to the Tor network and transferred 3698 kB of data. The flow of data dropped for the remaining time but new connections were still made. These findings were used to establish the ground truth and test the Tor detection module.

The *Trojan.Win32.Inject.sbjqz*, also known as TorrentLocker, (with MD5 hash *abe2844ee61e1f2969d7a96e1355a99*) and *Trojan.Win32.Staser.bazr* malware (with MD5 hash *e161a4d2716eb83552d3bd22ce5d603c*) were run on the same virtual network independently for 5 minutes each. The C&C servers for these two malware use SSL certificates for communication over *https*.

Table 3 and Table 4 show the results of individual detection modules and the correlation framework respectively. Similar to the first scenario, the correlation based on two detection modules has the best results with TPR of 79% and FPR of 16.8%.

TABLE 3. The TPR and FPR of the individual detection modules.

| Detection module | TPR | FPR |
|------------------|-------|-------|
| Malicious IP | 61% | 34.7% |
| Malicious SSL | 42.6% | 0% |
| Domain flux | 83% | 27.3% |
| Tor connection | 63.3% | 29% |

TABLE 4. The TPR and FPR of the correlation framework.

| Correlation framework | TPR | FPR |
|----------------------------------|-------|------|
| Based on one detection module | 91.8% | 45% |
| Based on two detection modules | 79% | 16.8 |
| Based on three detection modules | 52.6% | 7% |
| Based on four detection modules | 31.1% | 0% |

```
#fields timestamp CandC_detection infected_host
alert_1 malicious_addr_1 time_1 orig_h_1 orig_p_1 resp_h_1 resp_p_1
alert_2 malicious_addr_2 time_2 orig_h_2 orig_p_2 resp_h_2 resp_p_2
#types time string addr
string addr time addr port addr port
string addr time addr port addr port
1427273858.680063 CandC_two_alerts
tor_alert 5.39.80.135 1427191426.664526 56946 5.39.80.135 9001
domain_flux_alert - 1427273858.680063 47565 8.8.8.8 53

1427273995.014264 CandC_two_alerts
domain_flux_alert - 1427201796.739411 59119 147.251.4.33 53
ip_alert 77.247.181.162 1427273995.014264 77.247.181.162 51753 80
#close 2015-03-25-10-00-00
```

FIGURE 12. Part of a log produced by BotDet for live traffic.

In the third scenario, part of the campus live traffic (200 Mbps, 200 users, 550 nodes) was monitored for one month. The four detection modules and CF were hosted on a server (2x 4-core Intel Xeon CPU E5530 @ 2.40GHz, 12 GB RAM) with passive access to the campus live traffic via an optical TAP (Test Access Port). Figure 12 shows part of a log produced by the developed system BotDet, hosted on a server with passive access to the campus live traffic.

```
Greetings,

the security team CSIRT-MU detected involvement of the IP address
[redacted] into the following incident:

Incident type: CandC_Traffic_Two_Alerts
Time of detection: 2015-03-12 15:27:31 +0100
IP address [redacted]
Domain name: ---

Details of this incident can be found at this address:
https://reports.csirt.muni.cz/A4FE72DC-65A8-1C74-8627-5664BE43D472

Best regards,
CSIRT-MU, the security team of Masaryk University
http://www.muni.cz/csirt
Date: Thu, 12 Mar 2015 15:27:39 +0100
```

FIGURE 13. CandC_Traffic_Two_Alerts ticket.

Figure 13 shows an example of the *CandC_Traffic_Two_Alerts* ticket sent by BotDet via email to RT, where the network security team can perform additional forensics and respond to it.

V. CONCLUSION AND FUTURE WORK

This paper presents a novel approach called BotDet for botnet C&C traffic detection. The developed system (BotDet) runs through two main phases, the first one includes developed modules to detect possible techniques used in botnet C&C communications. The second phase uses a framework for alert correlation, based on voting between the detection modules. BotDet achieves detection rate and false alarm of 82.3% and 13.6% respectively. Additionally, the blacklists used in some of the detection modules are automatically updated based on different intelligent feeds, which gives BotDet the capability of real time detection.

As future work, more detection modules will be added to detect other techniques used in botnet C&C communications. Besides, alerts from external IDSs deployed on the network can be received and fed into BotDet, which can ultimately reduce the false positive rate of the system.

REFERENCES

- [1] S. Belguith, N. Kaaniche, A. Jemai, M. Laurent, and R. Attia, "PAbAC: A privacy preserving attribute based framework for fine grained control in clouds," in *Proc. 13th Int. Joint Conf. e-Bus. Telecommun.*, 2016, pp. 133–146.
- [2] *US Department of Health and Human Services Report*. Accessed: Jan. 7, 2018. [Online]. Available: https://ocrportal.hhs.gov/ocr/breach/breach_report.jsf
- [3] P. J. Denning and D. E. Denning, "Discussing cyber attack," *Commun. ACM*, vol. 53, no. 9, pp. 29–31, 2010.
- [4] D. Moore, C. Shannon, D. J. Brown, G. M. Voelker, and S. Savage, "Inferring internet denial-of-service activity," *ACM Trans. Comput. Syst.*, vol. 24, no. 2, pp. 115–139, 2006.
- [5] K. G. Anagnostakis, S. Sidiroglou, P. Akritidis, K. Xinidis, E. P. Markatos, and A. D. Keromytis, "Detecting targeted attacks using shadow honeypots," in *Usenix Secur.*, 2005.
- [6] S. Staniford, J. A. Hoagland, and J. M. McAlerney, "Practical automated detection of stealthy portscans," *J. Comput. Secur.*, vol. 10, no. 1, pp. 105–136, 2002.
- [7] K.-K. R. Choo, "Cyber threat landscape faced by financial and insurance industry," Australian Inst. Criminol., Woden, Australia, Trends and Issues in Crime and Criminal Justice no. 408, Tech. Rep., 2011, pp. 1–6.
- [8] P. Bacher, T. Holz, M. Kotter, and G. Wicherski, "Know your enemy: Tracking botnets," HoneyNet Project & Res. Alliance, USA, Tech. Rep., Mar. 2005.
- [9] S. Belguith, N. Kaaniche, M. Laurent, A. Jemai, and R. Attia, "PHOABE: Securely outsourcing multi-authority attribute based encryption with policy hidden for cloud assisted IoT," *Comput. Netw.*, vol. 133, pp. 141–156, 2018.
- [10] W. Sturgeon, "Net pioneer predicts overwhelming botnet surge," *CENET Mag.*, San Francisco, CA, USA, Tech. Rep., Jan. 2007.
- [11] B. AsSadhan, J. M. Moura, D. Lapsley, C. Jones, and W. T. Strayer, "Detecting botnets using command and control traffic," in *Proc. 8th IEEE Int. Symp. Netw. Comput. Appl. (NCA)*, Jun. 2009, pp. 156–162.
- [12] G. Gu, J. Zhang, and W. Lee, "BotSniffer: Detecting botnet command and control channels in network traffic," in *Proc. 15th Annu. Netw. Distrib. Syst. Secur. Symp.* Dayton, OH, USA: Wright State Univ., 2008.
- [13] S. Kumar, R. Sehgal, P. Singh, and A. Chaudhary. (2013). "Nepenthes honeypots based botnet detection." [Online]. Available: <https://arxiv.org/abs/1303.3071>
- [14] S. García, A. Zunino, and M. Campo, "Survey on network-based botnet detection methods," *Secur. Commun. Netw.*, vol. 7, no. 5, pp. 878–903, 2014.
- [15] S. Behal, A. S. Brar, and K. Kumar. (2010). *Signature-Based Botnet Detection and Prevention*. [Online]. Available: <http://www.rimteneg.com/isccet/proceedings/pdfs/advcomp/148.pdf>
- [16] S. Arshad, M. Abbaspour, M. Kharrazi, and H. Sanatkar, "An anomaly-based botnet detection approach for identifying stealthy botnets," in *Proc. IEEE Int. Conf. Comput. Appl. Ind. Electron. (ICCAIE)*, Dec. 2011, pp. 564–569.

- [17] C. Modi, D. Patel, B. Borisaniya, H. Patel, A. Patel, and M. Rajarajan, "A survey of intrusion detection techniques in cloud," *J. Netw. Comput. Appl.*, vol. 36, no. 1, pp. 42–57, 2013.
- [18] H.-J. Liao, C.-H. R. Lin, Y.-C. Lin, and K.-Y. Tung, "Intrusion detection system: A comprehensive review," *J. Netw. Comput. Appl.*, vol. 36, no. 1, pp. 16–24, 2013.
- [19] P. Agarwal and S. Satapathy, "Implementation of signature-based detection system using snort in windows," *Int. J. Innov. Adv. Comput. Sci.*, vol. 3, no. 3, May 2014.
- [20] S. Balram and M. Wilsy, "User traffic profile for traffic reduction and effective botnet C&C detection," *IJ Netw. Secur.*, vol. 16, no. 1, pp. 46–52, 2014.
- [21] G. Fedynyshyn, M. C. Chuah, and G. Tan, "Detection and classification of different botnet C&C channels," in *Autonomic and Trusted Computing* (Lecture Notes in Computer Science), vol. 6906, J. M. A. Calero, L. T. Yang, F. G. Mármol, L. J. G. Villalba, A. X. Li, and Y. Wang, Eds. Berlin, Germany: Springer, 2011.
- [22] P. Wurzinger, L. Bilge, T. Holz, J. Goebel, C. Kruegel, and E. Kirda, "Automatically generating models for botnet detection," in *Computer Security—ESORICS* (Lecture Notes in Computer Science), vol. 5789, M. Backes and P. Ning, Eds. Berlin, Germany: Springer, 2009.
- [23] F. Giroire, J. Chandrashekar, N. Taft, E. Schooler, and D. Papagiannaki, "Exploiting temporal persistence to detect covert botnet channels," in *Recent Advances Intrusion Detection* (Lecture Notes in Computer Science), vol. 5758, E. Kirda, S. Jha, and D. Balzarotti, Eds. Berlin, Germany: Springer, 2009.
- [24] V. Paxson, "Bro: A system for detecting network intruders in real-time," *Comput. Netw.*, vol. 31, nos. 23–24, pp. 2435–2463, 1999.
- [25] The-Bro-Project. *The Bro Network Security Monitor*. Accessed: Feb. 15, 2015. [Online]. Available: <https://www.bro.org/>
- [26] Best-Practical-Solutions. *RT: Request Tracker*. Accessed: Jan. 15, 2018. [Online]. Available: <https://www.bestpractical.com/rt/>
- [27] J. B. Kowalski. *Tor Network Status*. Accessed: Apr. 7, 2015. [Online]. Available: <http://torstatus.blutmagie.de/>
- [28] Malware-Capture-Facility-Project. *Analysis of CTU-MALWARE-Capture-1 (ZBOT.OOWO)*. Accessed: Apr. 7, 2015. [Online]. Available: <http://mcfp.weebly.com/analysis/analisis-ofctu-malware-capture-1-zbotowo>
- [29] *Botnet Malware Pcaps*. Accessed: Apr. 7, 2015. [Online]. Available: <http://radkodimitrov.free.bg/>
- [30] Network-Security-Blog. *DNS Fast Flux—Analysis and Detection*. Accessed: Apr. 7, 2015. [Online]. Available: <http://newtorksecurityblog.blogspot.cz/2015/02/dns-fast-flux-analysis-and-detection.html>
- [31] I. Ghafir and V. Prenosil, "Blacklist-based malicious ip traffic detection," in *Proc. Global Conf. Commun. Technol. (GCCT)*, Apr. 2015, pp. 229–233.
- [32] Bro-Project. *New_Connection Event*. Accessed: Jun. 1, 2017. [Online]. Available: https://www.bro.org/sphinx/scripts/base/bif/event.bif.bro.html#id-new_connection
- [33] Kaspersky-Lab-ZAO. *The Inevitable Move—64-Bit Zeus Enhanced With Tor*. Accessed: Apr. 7, 2015. [Online]. Available: <http://securelist.com/blog/events/58184/the-inevitable-move-64-bit-zeus-enhanced-with-tor/>
- [34] NETRESEC. *Detecting Tor Communication in Network Traffic*. Accessed: Apr. 7, 2015. [Online]. Available: <http://www.netresec.com/?page=Blog&month=2013-04&post=Detecting-TOR-Communication-in-Network-Traffic>
- [35] I. Ghafir, V. Prenosil, M. Hammoudeh, L. Han, and U. Raza, "Malicious SSL certificate detection: A step towards advanced persistent threat defence," in *Proc. Int. Conf. Future Netw. Distrib. Syst.*, 2017, p. 27.
- [36] Bro-Project. *Intelligence Framework*. Accessed: Feb. 15, 2017. [Online]. Available: <https://www.bro.org/sphinx/frameworks/intel.html>
- [37] The-Bro-Project. *x509_Certificate Event*. Accessed: Jun. 1, 2017. [Online]. Available: https://www.bro.org/sphinx/scripts/base/bif/plugins/Bro_X509.events.bif.bro.html#id-x509_certificate
- [38] B. Stone-Gross, M. Cova, B. Gilbert, R. Kemmerer, C. Kruegel, and G. Vigna, "Analysis of a botnet takeover," *IEEE Security Privacy*, vol. 9, no. 1, pp. 64–72, Jan./Feb. 2011.
- [39] B. Stone-Gross et al., "Your botnet is my botnet: Analysis of a botnet takeover," in *Proc. 16th ACM Conf. Comput. Commun. Secur.*, 2009, pp. 635–647.
- [40] I. Ghafir and V. Prenosil, "DNS query failure and algorithmically generated domain-flux detection," in *Proc. Int. Conf. Frontiers Commun., Netw. Appl. (ICFCNA)*, 2014, pp. 1–5.
- [41] Bro-Project. *DNS_Message Event*. Accessed: Aug. 1, 2017. [Online]. Available: https://www.bro.org/sphinx/scripts/base/bif/plugins/Bro_DNS.events.bif.bro.html#id-dns_message
- [42] M. Mowbray and J. Hagen, "Finding domain-generation algorithms by looking at length distribution," in *Proc. IEEE Int. Symp. Softw. Rel. Eng. Workshops (ISSREW)*, Nov. 2014, pp. 395–400.
- [43] S. Doswell, N. Aslam, D. Kendall, and G. Sexton, "Please slow down!: The impact on Tor performance from mobility," in *Proc. 3rd ACM Workshop Secur. Privacy Smartphones Mobile Devices*, 2013, pp. 87–92.
- [44] S. Chakravarty, G. Portokalidis, M. Polychronakis, and A. D. Keromytis, "Detection and analysis of eavesdropping in anonymous communication networks," *Int. J. Inf. Secur.*, vol. 14, no. 3, pp. 205–220, 2015.
- [45] A. Kapadia, "Analysis of the Tor browser and its security vulnerabilities," Tufts Univ., Medford, MA, USA, Tech. Rep., 2014.
- [46] R. Jagerman, W. Sabée, L. Versluis, M. de Vos, and J. Pouwelse. (2014). "The fifteen year struggle of decentralizing privacy-enhancing technology." [Online]. Available: <https://arxiv.org/abs/1404.4818>
- [47] J. B. Kowalski. *Tor Network Status*. Accessed: Aug. 7, 2017. [Online]. Available: <http://torstatus.blutmagie.de/>
- [48] I. Ghafir, J. Svoboda, and V. Prenosil, "Tor-based malware and Tor connection detection," in *Proc. Int. Conf. Frontiers Commun., Netw. Appl. (ICFCNA)*, Nov. 2014, pp. 1–6.
- [49] Bro-Project. *Connection_Established Event*. Accessed: Nov. 1, 2017. [Online]. Available: https://www.bro.org/sphinx/scripts/base/bif/plugins/Bro_TCP.events.bif.bro.html#id-connection_established
- [50] The-Bro-Project. *Input Framework*. Accessed: Jun. 1, 2016. [Online]. Available: <https://www.bro.org/sphinx/frameworks/input.html>
- [51] NETRESEC. *Detecting Tor Communication in Network Traffic*. Accessed: Apr. 7, 2015. [Online]. Available: <http://www.netresec.com/?page=Blog&month=2013-04&post=Detecting-TOR-Communication-in-Network-Traffic>
- [52] Oracle. *Network Tracing*. Accessed: Apr. 7, 2015. [Online]. Available: https://www.virtualbox.org/wiki/Network_tips

Authors' photographs and biographies not available at the time of publication.

• • •